

Honeywell

THE POWER OF **CONNECTED**



Elblinger Elektronik GmbH
Lange Wanne 25
38259 Salzgitter

Telefon 05341/8212-1
Fax 05341/821299

e-mail mail@elblinger-elektronik.de
Internet www.elblinger-elektronik.de

Airflow, Force and Pressure Sensors

Product Range Guide



For innovation that's well apart, there's only Honeywell.

With more than 50,000 products ranging from snap-action, limit, toggle, and pressure switches to position, speed, pressure, and airflow sensors, Honeywell has one of the broadest sensing and switching portfolios.

Honeywell sensor, switch, and control components are tailored to exact specifications for stronger performance, longer productivity, and increased safety. Enhanced accuracy and durability are built into every part, improving output and endurance. For our customers, this can reduce expenditures and operational costs. Our global footprint and channels help to competitively price such components for your chosen application and provide immediate technical support.

While Honeywell's switch and sensor solutions are suitable for a wide array of basic and complex applications, our custom-engineered solutions offer enhanced precision, repeatability, and ruggedness. We offer domain knowledge and technology resources, along with a close working relationship, to develop and deliver cost-effective, individually tailored solutions. Whether clean-slate development or simple modifications to an existing design are needed, our expertly engineered solutions help to meet the most stringent requirements with world-class product designs, technology integration, and customer-specific manufacturing.

Global service, sourcing, and manufacturing. Industry-leading engineers. Value-added assemblies and solutions. A one-stop, full-service, globally competitive supplier.




Table of Contents

- Force Sensors 3
- Airflow Sensors 4-5
- Board Mount Pressure Sensors, Ultra Low to Low 6-7
- Board Mount Pressure Sensors, Low 8
- Board Mount Pressure Sensors, Low Pressure Flow-Through 9
- Heavy Duty Pressure Transducers 10-11

Force Sensors

Measures the addition or backup of force, meaning the resistance of silicon-implanted piezoresistors will increase when flexed under applied force.

Potential applications include infusion pumps, anesthesia monitors, blood pressure equipment, and more.



Series	FSA	FSG	FSS
Signal conditioning	amplified	unamplified	unamplified
Technology	silicon die (piezoresistive)	silicon die (piezoresistive)	silicon die (piezoresistive)
Output	ratiometric analog SPI- or I ² C-compatible digital	360 mV typ.	360 mV typ.
Force range	N: 5, 7.5, 10, 15, 20, 25 lb: 1, 1.5, 2, 3, 5 g: 500, 750 kg: 1, 2	0 N to 5 N, 0 N to 10 N, 0 N to 15 N, 0 N to 20 N	0 N to 5 N, 0 N to 10 N, 0 N to 15 N, 0 N to 20 N
Overforce	15 lb [6804 g]	60 N max. (range dependent)	60 N max. (range dependent)
Operating temperature range	0°C to 70°C [32°F to 158°F]	-40°C to 85°C [-40°F to 185°F]	-40°C to 85°C [-40°F to 185°F]
Compensated temperature range	5°C to 50°C [41°F to 122°F]	-	-
Measurements (H x W x D)	8,25 mm x 17,36 mm x 25,02 mm [0.32 in x 0.86 in x 0.99 in]	9,04 mm x 12,70 mm x 18,14 mm [0.36 in x 0.50 in x 0.71 in]	3,18 mm x 14,22 mm x 5,59 mm [0.13 in x 0.56 in x 0.22 in]
Features	calibrated and temperature compensated using on-board Application Specific Integrated Circuit (ASIC)	extremely low deflection, low repeatability and linearity error	low deflection, low voltage, direct mechanical coupling of actuator ball, small size



Series	FSS-SMT	TBF Basic	1865
Signal conditioning	unamplified	unamplified	unamplified
Technology	silicon die (piezoresistive)	silicon die (piezoresistive)	silicon die (piezoresistive)
Output	360 mV typ.	mV	current excitation: 100 mV typ. voltage excitation: 40 mV typ.
Force range or pressure range	0 N to 5 N, 0 N to 10 N, 0 N to 15 N, 0 N to 20 N	1 bar to 10 bar 100 kPa to 1 MPa 15 psi to 150 psi	0 psi to 5 psi, 0 psi to 10 psi, 0 psi to 15 psi, 0 psi to 25 psi, 0 psi to 30 psi
Overforce or overpressure	60 N max. (range dependent)	17 bar max. 1.70 MPa max. 245 psi max. (all range dependent)	60 psi max. (range dependent)
Operating temperature range	-40°C to 85°C [-40°F to 185°F]	0°C to 50°C [32°F to 122°F]	-28°C to 54°C [-18°F to 129°F]
Compensated temperature range	-	0°C to 50°C [32°F to 122°F]	-1°C to 54°C [30°F to 129°F]
Measurements (H x W x D)	3,18 mm x 13,70 mm x 5,59 mm [0.13 in x 0.54 in x 0.22 in]	3,89 mm x 7 mm x 7 mm [0.15 in x 0.28 in x 0.28 in]	11,05 mm x 17,15 mm x 17,15 mm [0.44 in x 0.68 in x 0.68 in]
Features	low deflection, low voltage, direct mechanical coupling of actuator ball, small size	pressure measurement for liquid media, extremely small size, low power consumption	pressure measurement for liquid media, 8-pin DIP electrical connection



Airflow Sensors

Contain advanced microstructure technology to provide a sensitive and fast response to flow, amount/direction of air or other gases. Potential applications include HVAC, gas metering, chromatography, vent hoods, and medical equipment.



Series	Honeywell Zephyr™ HAF Series-High Accuracy ±50 SCCM to ±750 SCCM	Honeywell Zephyr™ HAF Series-High Accuracy 10 SLPM to 300 SLPM
Signal conditioning	amplified, compensated	amplified, compensated
Technology	silicon die with thermally isolated heater	silicon die with thermally isolated heater
Flow/pressure range	±50 SCCM to ±750 SCCM	10, 15, 20, 50, 100, 200, 300 SLPM
Output	analog (Vdc), digital (I ² C)	digital (I ² C)
Power consumption	3.3 Vdc: 40 mW typ. (no load) (analog); 23 mW typ. (no load) (digital) 5.0 Vdc: 55 mW typ. (no load) (analog); 38 mW typ. (no load) (digital)	3 Vdc: 60 mW max. 10 Vdc: 200 mW max.
Port style	long port, short port	manifold mount, 22 mm OD tapered male fitting, G 3/8 female threaded fitting
Media compatibility	dry non-corrosive gases	dry non-corrosive gases
Temperature range	operating: -20°C to 70°C [-4°F to 158°F] compensated: 0°C to 50°C [32°F to 122°F]	operating: -20°C to 70°C [-4°F to 158°F] compensated: 0°C to 50°C [32°F to 122°F]
Dimensions (H x W x D)	long port: 20 mm x 36 mm x 19,9 mm [0.79 in x 1.42 in x 0.78 in]; short port: 17,6 mm x 28,8 mm x 19,9 mm [0.69 in x 1.13 in x 0.78 in]	110 mm x 54,4 mm x 54 mm [4.3 in x 2.14 in x 2.1 in] (22 mm OD, tapered male fitting - largest)
Features	high accuracy, high sensitivity at very low flows, high stability, low pressure, linear output; customizable, full calibration and temperature compensation	built-in bypass provides high performance, easy integration and custom calibration



Series	AWM5000	AWM700
Signal conditioning	amplified	amplified
Technology	silicon die	silicon die
Flow/pressure range	0 SLPM to 5.0 SLPM; 0 SLPM to 10.0 SLPM; 0 SLPM to 15.0 SLPM; 0 SLPM to 20.0 SLPM	200 SLPM
Output	analog	analog
Power consumption	100 mW max.	60 mW max.
Port style	1/4 in-18 NPT	22 mm tapered
Media compatibility	dry gas only	dry gas only
Temperature range	operating: -20°C to 70°C [-4°F to 158°F] compensated: 0°C to 50°C [32°F to 122°F]	operating: -25°C to 85°C [-13°F to 185°F] compensated: 10°C to 40°C [50°F to 104°F]
Dimensions (H x W x D)	35,6 mm x 162,8 mm x 32,3 mm [1.40 in x 6.41 in x 1.27 in]	82,55 mm x 46,5 x 32,5 mm [3.25 in x 1.83 in x 1.28 in]
Features	sensitivity to low flows, enhanced response time, low power consumption, analog output, laser trimmed	sensitivity to low flows, enhanced response time, low power consumption; analog output, highly stable





AWM1000



AWM2000



AWM3000

unamplified, compensated	unamplified, compensated	amplified
silicon die	silicon die	silicon die
±200 SCCM; 1000 SCCM to -600 SCCM; ±5,0 mbar [2.0 in H ₂ O]	±30 SCCM; ±200 SCCM; ±1000 SCCM; ±5,0 mbar [2.0 in H ₂ O]	30 SCCM; 200 SCCM; 1000 SCCM; ±1000 SCCM; 0 mbar to 1,25 mbar [0 in H ₂ O to 0.5 in H ₂ O]; 0 mbar to 5,0 mbar [0 in H ₂ O to 2 in H ₂ O]; 5,0 mbar [2.0 in H ₂ O]
analog	analog	analog
30 mW typ.	30 mW typ.	50 mW typ.
straight	straight	straight
dry gas only	dry gas only	dry gas only
-25°C to 85°C [-13°F to 185°F]	-25°C to 85°C [-13°F to 185°F]	-25°C to 85°C [-13°F to 185°F]
12,7 mm x 54,4 mm x 31,5 mm [0.5 in x 2.14 in x 1.24 in]	12,7 mm x 54,4 mm x 31,5 mm [0.5 in x 2.14 in x 1.24 in]	12,7 mm x 54,4 mm x 31,5 mm [0.5 in x 2.14 in x 1.24 in]
sensitivity to low flows, enhanced response time, low power consumption, analog output, bi-directional sensing capability	sensitivity to low flows, enhanced response time, low power consumption, analog output, bi-directional sensing capability	sensitivity to low flows, fast response time, low power consumption, analog output, amplified, bi-directional flow



AWM4000



AWM9000

unamplified (compensated) or amplified	uncompensated
silicon die	silicon die
±25.0 SCCM; 1.0 SLPM; 6.0 SLPM	±200 SCCM; ±5,0 mbar [2.0 in H ₂ O]
analog	analog
60 mW max. or 75 mW max.	50 mW max.
manifold	parallel
dry gas only	dry gas only
operating inclusive: -40°C to 125°C [-40°F to 251°F] compensated: -25°C to 85°C [-13°F to 185°F]	-25°C to 85°C [-13°F to 185°F]
12,7 mm x 30,5 mm x 30,2 mm [0.50 in x 1.2 in x 1.19 in]	13,08 mm x 30,48 mm x 27,94 mm [0.52 in x 1.2 in x 1.1 in]
sensitivity to low flows, enhanced response time, low power consumption, analog output, laser trimmed	sensitivity to low flows, fast response time, low power consumption, analog output, bi-directional sensing capability


Board Mount Pressure Sensors | Ultra-Low Pressure to Low Pressure*

Utilizes a specialized piezoresistive micro-machined sensing element which allows part interchangeability, and enhanced performance, reliability, and accuracy. Potential applications include medical, HVAC, data storage, industrial machinery, pumps, and robotics.



Series	TruStability™ RSC	TruStability™ HSC	TruStability™ SSC
Signal conditioning	amplified	amplified	amplified
Pressure range	ultra-low: ±1.6 mbar to ±40 mbar ±160 Pa to ±4 kPa ±0.5 inH ₂ O to ±30 inH ₂ O low: ±60 mbar to ±10 bar ±6 kPa to ±1 MPa ±1 psi to ±150 psi	ultra-low: ±1.6 mbar to ±40 mbar ±160 Pa to ±4 kPa ±0.5 inH ₂ O to ±30 inH ₂ O low: ±60 mbar to ±10 bar ±6 kPa to ±1 MPa ±1 psi to ±150 psi	ultra-low: ±1.6 mbar to ±40 mbar ±160 Pa to ±4 kPa ±0.5 inH ₂ O to ±30 inH ₂ O low: ±60 mbar to ±10 bar ±6 kPa to ±1 MPa ±1 psi to ±150 psi
Device type	ultra-low: differential, gage low: absolute, differential, gage	ultra-low: differential, gage low: absolute, differential, gage	ultra-low: differential, gage low: absolute, differential, gage
Output	24-bit digital SPI-compatible	analog (Vdc); digital (I ² C or SPI)	analog (Vdc); digital (I ² C or SPI)
Calibrated	yes	yes	yes
Temperature comp.	yes	yes	yes
Total error band	ultra-low: as low as ±0.25 %FSS depending on pressure range (after auto zero) low: as low as ±0.25 %FSS depending on pressure range (after auto zero)	ultra-low: ±1 %FSS to ±3 %FSS depending on pressure range low: ±1 %FSS	ultra-low: ±2 %FSS to ±4 %FSS depending on pressure range low: ±2 %FSS
Accuracy	±0.1 %FSS BFLS	±0.25 %FSS BFLS	±0.25 %FSS BFLS
Mounting options	DIP, SMT	DIP, SIP, SMT	DIP, SIP, SMT
Operating temperature range	-40 °C to 85 °C [-40 °F to 185 °F]	-20 °C to 85 °C [-4 °F to 185 °F]	-40 °C to 85 °C [-40 °F to 185 °F]
Compensated temperature range	-40 °C to 85 °C [-40 °F to 185 °F]	0 °C to 50 °C [32 °F to 122 °F]	-20 °C to 85 °C [-4 °F to 185 °F]
Dimensions (H x W x D)	varies by package style	varies by package style	varies by package style
Approvals	RoHS, WEEE	RoHS, WEEE	RoHS, WEEE
Features	Uses a 24-bit analog-to-digital converter with integrated EEPROM; high resolution, high accuracy; industry-leading, accuracy and flexibility; power consumption <10 mW typ.	industry-leading, long-term stability, total error band, accuracy and flexibility; high burst pressures and working pressure ranges; excellent repeatability; liquid media compatible on port 1	industry-leading, long-term stability, total error band, accuracy and flexibility; high burst pressures and working pressure ranges; excellent repeatability; liquid media compatible on port 1

* Ultra-Low Pressure (±0.5 inH₂O to ±30 inH₂O) to Low Pressure (1 psi to 150 psi)





TruStability™ TSC	TruStability™ NSC	Basic ABP	Basic TBP	Basic NBP
unamplified	unamplified	amplified	unamplified	unamplified
low: ±60 mbar to ±10 bar ±6 kPa to ±1 MPa ±1 psi to ±150 psi	ultra-low: ±2.5 mbar to ±40 mbar ±250 Pa to ±4 kPa ±1 inH ₂ O to ±30 inH ₂ O low: ±60 mbar to ±10 bar ±6 kPa to ±1 MPa ±1 psi to ±150 psi	low: ±60 mbar to ±10 bar ±6 kPa to ±1 MPa ±1 psi to ±150 psi	low: ±60 mbar to ±10 bar ±6 kPa to ±1 MPa ±1 psi to ±150 psi	low: ±60 mbar to ±10 bar ±6 kPa to ±1 MPa ±1 psi to ±150 psi
differential, gage	absolute, differential, gage	gage, differential	gage	absolute, gage
analog (mV)	analog (mV)	analog (Vdc); digital (I ² C or SPI)	analog (mV)	analog (mV)
yes	no	yes	yes	no
yes	no	yes	yes	no
-	-	low: ±1.5 %FSS BFSL	-	-
±0.25 %FSS BFSL	±0.25 %FSS BFSL	±0.25 %FSS BFSL	±0.25 %FSS BFSL	±0.25 %FSS BFSL
DIP, SIP, SMT	DIP, SIP, SMT	DIP, leadless SMT, SMT	DIP, leadless SMT, SMT	DIP, leadless SMT, SMT
-40°C to 85°C [-40°F to 185°F]	-40°C to 85°C [-40°F to 185°F]	-40°C to 85°C [-40°F to 185°F]	-40°C to 125°C [-40°F to 257°F]	-40°C to 125°C [-40°F to 257°F]
0°C to 85°C [32°F to 185°F]	-	0°C to 50°C [32°F to 122°F]	0°C to 85°C [32°F to 185°F]	-
varies by package style	varies by package style	as small as 7 mm x 7 mm x 3,84 mm [0.276 in x 0.276 in x 0.151 in]	as small as 7 mm x 7 mm x 3,84 mm [0.276 in x 0.276 in x 0.151 in]	as small as 7 mm x 7 mm x 3,84 mm [0.276 in x 0.276 in x 0.151 in]
RoHS, WEEE	RoHS, WEEE	RoHS, WEEE	RoHS, WEEE	RoHS, WEEE
industry-leading, long-term stability allows customers the flexibility of sensor self calibration; liquid media compatible on port 1	industry-leading, long-term stability allows customers the flexibility of sensor self calibration; liquid media compatible on port 1	designed to provide a simple, cost-effective, basic performance, high quality solution for those medical and industrial applications where high performance, stability, and accuracy are not as critical; liquid media compatible on port 1	designed to provide a simple, cost-effective, basic performance, high quality solution for those medical and industrial applications where high performance, stability, and accuracy are not as critical	designed to provide a simple, cost-effective, basic performance, high quality solution for those medical and industrial applications where high performance, stability, and accuracy are not as critical

Board Mount Pressure Sensors | Low Pressure (1 psi to 250 psi)

Utilizes a specialized piezoresistive micro-machined sensing element which allows part interchangeability, and enhanced performance, reliability, and accuracy.

Potential applications include medical, HVAC, data storage, industrial machinery, pumps, and robotics.



Series	24PC	26PC
Signal conditioning	unamplified	unamplified
Pressure range	0.5 psi to 250 psi (SIP, DIP) 1 psi to 15 psi (SMT)	1 psi to 250 psi (SIP, DIP) 1 psi to 15 psi (SMT)
Device type	absolute, differential, wet-wet differential, gage	differential, wet-wet differential, gage
Output	mV	mV
Calibrated	no	yes
Temperature compensation	no	yes
Accuracy	linearity & hysteresis: 0.5 % typ.	linearity & hysteresis: 0.5 % typ.
Mounting options	DIP, SIP, SMT	DIP, SIP, SMT
Operating temperature range	-40°C to 85°C [-40°F to 185°F]	-40°C to 85°C [-40°F to 185°F]
Compensated temperature range	-	0°C to 50°C [32°F to 122°F]
Dimensions (H x W x D)	SIP, DIP: 27,94 mm x 12,7 mm x 16,0 mm [1.10 in x 0.5 in x 0.63 in] SMT: 7,87 mm x 10,41 mm x 10,92 mm [0.31 in x 0.41 in x 0.43 in]	SIP, DIP: 27,94 mm x 12,7 mm x 16,0 mm [1.10 in x 0.5 in x 0.63 in] SMT: 7,87 mm x 10,41 mm x 10,92 mm [0.31 in x 0.41 in x 0.43 in]
Approvals	RoHS, WEEE	RoHS, WEEE
Features	SIP, DIP: true wet/wet differential sensing; miniature package; operable after exposure to frozen conditions; choice of termination for gage sensors SMT: true wet/wet differential sensing; pick-up feature; maximum peak reflow temperature of 260°C [500°F]; end-point calibration; elastomeric construction	SIP, DIP: true wet/wet differential sensing; miniature package; operable after exposure to frozen conditions; choice of termination for gage sensors SMT: true wet/wet differential sensing; pick-up feature; maximum reflow temperature of 260°C [500°F]; end-point calibration; elastomeric construction



Board Mount Pressure Sensors | Low Flow-Through (1 psi to 100 psi)

Features a sensing technology that utilizes a specialized piezoresistive micro-machined sensing element. Potential uses include measuring vacuum or positive pressure in medical and environmental applications.



Series	24PC Flow-Through	26PC Flow-Through
Signal conditioning	unamplified	unamplified
Pressure range	1 psi to 100 psi	1 psi to 100 psi
Device type	flow-through gage	flow-through gage
Output	mV	mV
Calibrated	no	yes
Temperature compensation	no	yes
Accuracy	linearity & hysteresis: 0.75 % typ.	linearity & hysteresis: 0.35 % typ.
Mounting options	SIP	SIP
Operating temperature range	-40°C to 85°C [-40°F to 185°F]	-40°C to 85°C [-40°F to 185°F]
Compensated temperature range	-	0°C to 50°C [32°F to 122°F]
Dimensions (H x W x D)	8,89 mm x 25,65 mm x 12,7 mm [0.35 in x 1.01 in x 0.50 in]	8,89 mm x 25,65 mm x 12,7 mm [0.35 in x 1.01 in x 0.50 in]
Approvals	RoHS, WEEE	RoHS, WEEE
Features	miniature package; media flow-through port; operable after exposure to frozen conditions; choice of termination for gage sensors	





MLH

1/4-18 NPT, 1/8-27 NPT, 7/16-20 UNF 1/4 inch 45° Flare Female Schrader (SAE J512), 1/2-14 NPT, R 1/4-19 BSPT (ISO 7-1 tapered thread), R 1/8-28 BSPT (ISO 7-1 tapered thread)

gage, sealed gage

port: 304L stainless steel; diaphragm: Haynes 214 alloy

0 psi to 50 psi through 0 psi to 8000 psi

ratiometric (from 5 Vdc excitation): 0.5 Vdc to 4.5 Vdc;
regulated: 1 Vdc to 6 Vdc, 0.25 Vdc to 10.25 Vdc, 0.5 Vdc to 4.5 Vdc, 1 Vdc to 5 Vdc; current: 4 mA to 20 mA

±0.25 %FSS (±0.5 %FSS on ranges below 100 psi)

±2 %FSS to ±1.5 %FSS, depending on temperature range and termination type

yes

-40°C to 125°C [-40°F to 257°F]

ratiometric output: -40°C to 125°C [-40°F to 257°F]
regulated and 4 mA to 20 mA outputs: -40°C to 125°C [-40°F to 257°F] (See literature for operating and temperature compensated area graphics.)

Metri-Pack 150, Hirschmann (mates with G4W1F), M12 x 1 (Brad Harrison micro), DIN 43650-C, 8 mm male, AMP Superseal 1.54, Cable (24 AWG, 1 meter), Cable (24 AWG, 3 meter), flying leads (20 AWG, 6 in), Deutsch DTM04-3P (integral)

27,0 mm x 27,0 mm x 55 mm
[1.06 in x 1.06 in x 2.18 in]

RoHS, CE, UL component recognition for USA/Canada: file no. E258956

all-metal wetted parts, no internal elastomeric seals, input reverse voltage protection, less than 2 ms response time, easy customization, exceeds CE heavy industrial EMC for use in areas of high RFI/EMI

PX2

7/16-20 UNF 1/4 in 45° Flare Female Schrader, 7/16-20 UNF 45° Flare Male, 7/16-20 UNF 37° Flare Male, G1/4, G1/8, M12 x 1.5, 1/4-18 NPT, 1/8-27 NPT, 9/16-18 UNF, 7/16-20 UNF

absolute, sealed gage, vented gage

port and housing: 304 stainless steel
connector: PBT 30% GF

1 bar to 70 bar | 100 kPa to 7 MPa | 15 psi to 1000 psi

ratiometric: 5.0 V, 10 %Vs to 90 %Vs; 5.0 V, 5 %Vs to 95 %Vs; 3.3 V, 10 %Vs to 90 %Vs; 3.3 V, 5 %Vs to 95 %Vs
regulated: 1 Vdc to 6 Vdc, 0.25 Vdc to 10.25 Vdc, 0.5 Vdc to 4.5 Vdc, 1 Vdc to 5 Vdc
current: 4 mA to 20 mA

±0.25 %FSS

±2 %FSS (-40°C to 125°C [-40°F to 257°F])

yes

-40°C to 125°C [-40°F to 257°F]

-40°C to 125°C [-40°F to 257°F]

Metri-Pack 150 (UL 94 HB or V-0 options), Micro M12, DIN, Deutsch, or cable harness (1 m, 2 m, 3 m, or 5 m).

66 mm x 21,5 mm dia.
[2.60 in x 0.84 in dia.]

RoHS, CE

designed for configurability, cost-effective, global support, industry-leading Total Error Band, durable, designed to Six Sigma standards, good EMC protection

PX3

7/16-20 UNF 1/4 inch 45° Flare Female Schrader (SAE J512), G1/4 (ISO 1179-3), M12 x 1.5 (ISO 6149-3), 1/4-18 NPT, 1/8-27 NPT, brazable tube

absolute, sealed gage

threaded ports: brass C36000 (lead (Pb) content: 3.7% max.)
tube port: copper UNS C12200 (lead (Pb) free)

1 bar to 50 bar | 15 psi to 700 psi

ratiometric: 0.5 Vdc to 4.5 Vdc, 0.33 Vdc to 2.97 Vdc

±0.25 %FSS

±1.0 %FSS (-20°C to 85°C [-4°F to 185°F])
±2.0 %FSS (<-20°C, >85°C [<-4°F, >185°F])

yes

-40°C to 125°C [-40°F to 257°F]

-40°C to 125°C [-40°F to 257°F]

Metri-Pack 150 (UL V-0), cable harness (PVC or XLPE)

50 mm x 22,0 mm
[2.0 in x 0.87 in]

RoHS, REACH, CE

survives frost exposure (commonly found in refrigeration systems), compatible with common HFC (hydrofluorocarbon) refrigerants and next generation low global warming potential (GWP) refrigerants, potential applications include refrigerant pressure monitoring in HVAC/R and air compressor system pressure systems, and transportation air system and hydraulic oil pressure monitoring

